

Finest finish and quality



BIG BLUE FLOAT

- A blue carbon steel float to provide a super smooth finish
- Made with highly flexible abrasive resistant blue steel
- When it's used in combination with a screed machine, power float is often deemed unnecessary
- Supplied with complete worm drive pitch control (Knucklehead) and three extension snap-handles sections (1.8m each)
- Option of Poly-bristle fibre broom adaptor kit available to obtain textured finish


Blade Only

Product Code	Size in mm	Weight Kg
111200	600 x 300	2.60
111201	900 x 300	3.90
111202	1200 x 300	5.20
111203	1500 x 300	6.50
111204	1800 x 300	7.80
111205	2400 x 300	10.40




Blade + Knucklehead + 3 Snap handles

Product Code	Size in mm	Weight Kg
111990	600 x 300	7.40
111991	900 x 300	8.70
111992	1200 x 300	10.00
111993	1500 x 300	11.30
111994	1800 x 300	12.60
111995	2400 x 300	15.30



Blade + Knucklehead + 3 Snap handles + Adaptor kit + Broom

Product Code	Size in mm	Weight Kg
111551	900 x 300	9.70
111552	1200 x 300	11.00
111553	1500 x 300	12.30




BULL FLOAT

- Light weight bull floats made from the finest extruded material - Multi-ridged for strength
- Round-end blades option to prevent digging in the concrete or square-end if desired
- Complete with worm drive pitch control (Knucklehead) and three extension snap-handles sections (1.8m each)
- Option of Poly-bristle fibre broom adaptor kit available to obtain textured finish




Blade Only

Product Code		Size in mm	Weight Kg
Square-End	Round-End		
330123	350095	900 x 200	2.80
330124	350096	1200 x 200	3.80
330125	350097	1500 x 200	4.80



Blade + Knucklehead + 3 Snap handles

Product Code		Size in mm	Weight Kg
Square-End	Round-End		
330777	350083	900 x 200	7.60
330778	350084	1200 x 200	8.60
330779	350085	1500 x 200	9.60



Blade + Knucklehead + 3 Snap handles + Adaptor kit + Broom

Product Code		Size in mm	Weight Kg
Square-End	Round-End		
330267	350072	900 x 200	9.70
330268	350073	1200 x 200	11.00
330269	350074	1500 x 200	12.30




FRESNO

- Made from highly flexible, abrasive-resistant carbon steel
- Round-end blades option to prevent digging in the concrete or square-end if desired
- Complete with worm drive pitch control (Knucklehead) and three extension snap-handles sections (1.8m each)
- Option of Poly-bristle fibre broom adaptor kit available to obtain textured finish




Blade Only

Product Code		Size in mm	Weight Kg
Square-End	Round-End		
770066	790073	900 x 120	2.50
770067	790074	1200 x 120	3.40
770068	790075	1500 x 120	4.30



Blade + Knucklehead + 3 Snap handles

Product Code		Size in mm	Weight Kg
Square-End	Round-End		
505221	700044	900 x 120	7.30
505222	700045	1200 x 120	8.20
505223	700046	1500 x 120	9.10



Blade + Knucklehead + 3 Snap handles + Adaptor kit + Broom

Product Code		Size in mm	Weight Kg
Square-End	Round-End		
730040	750055	900 x 120	8.30
730041	750056	1200 x 120	9.20
730042	750057	1500 x 120	10.10




HEAVY DUTY BUMPCUTTER

- Heavy Duty Bumpcutter (also called as straight edge) designed for high tolerance floors
- Cuts down bumps and fills low areas after concrete slab has been float
- New style, lightweight aluminium extrusion provides immense rigidity
- Suitable for producing "Super Flat" specifications
- Especially useful with Laser screed machines.
- Comes complete with worm drive pitch control (Knucklehead), outrigger set and three extension snap-handles sections (1.8m each)

Product Code	Size in mm	Weight Kg
101026	3000 x 50 x 120	13.00
101027	3650 x 50 x 120	14.00

#Other sizes available upon request




CHECK ROD

- Reduces bumps and fills low areas while the concrete is still plastic
- lightweight aluminium extrusion provides immense rigidity
- Comes complete with worm drive pitch control (Knucklehead), outrigger set and three extension snap-handles sections (1.8m each)

Product Code	Size in mm	Weight Kg
101031	3000 x 50 x 120	13.00
101032	3650 x 50 x 120	14.00

#Other sizes available upon request




CHANNEL RADIUS FLOAT

- Much more rigid than a traditional bull float
- An ideal tool to pass over the concrete immediately after screeding. Ensures improved flatness and tolerance right from the start
- Comprises of a rounded end for floating and a sharp back edge for cutting
- Comes complete with worm drive pitch control (Knucklehead), outrigger set and three extension snap-handles sections (1.8m each)

Product Code	Size in mm	Weight Kg
101033	1850 x 150	12.00
101034	2450 x 150	15.50
101035	3000 x 150	17.00

#Other sizes available upon request



CONCRETE SQUEEGEE

- For removing excess water from the concrete surface
- Supplied with 2m handle

Product Code	Size in mm	Weight Kg
066059	1000	4.00
066060	2000	6.00



TEXAS PLACER

- A handy job site tool to push and pull concrete to wherever it is needed
- Placer that makes it easy to drag concrete when pouring slabs.
- Supplied with 1.5m handle

Product Code	Description	Weight Kg
009986	Aluminium placer with Red Aluminium handle	1.25
009988	Steel placer with wooden handle	1.60
009989	Aluminium placer with wooden handle	1.60
04008	Steel placer with metallic handle	1.60
009987	Aluminium rake with wooden handle	1.60



ALUMINIUM MANUAL SCREED

- Lightweight aluminium double handle screed for easy strike off
- Available with Bubble Level Indicator as optional.

Product Code	Size	Weight Kg
PCMS10	1.0 meter with handle	1.00
PCMS15	1.5 meter with handle	1.50
PCMS20	2.0 meter with handle	2.00
PCMS25	2.5 meter with handle	2.50
PCMS30	3.0 meter with handle	3.00
PCMS35	3.5 meter with handle	3.50
PCMS40	4.0 meter with handle	4.00
PCMS45	4.5 meter with handle	4.50
PCMS50	5.0 meter with handle	5.00



Roller Tamp

- Double roller tamp prepares the surface of a slab for a smoother finish.
- The tamper can also be used to create a non-skid surface when rolled over for a final finish
- Durable and strong
- Supplied with 3 snap handles of 1.8 m each

Product Code	Size in mm
BTC3690RT	900 mm
BTC48120RT	1200 mm



ACCESSORIES FOR TOOLS

Parts for Complete Tools:

Product Code	Description	Weight Kg
003300	Worm Drive Pitch Control (Knucklehead)	1.80
0033RH	Worm Drive Pitch Control (Rock-head)	1.45
000055	Extension handle with snap 1850 mm x Φ 45mm	1.00
000057	Replacement snap	0.02



Broom

Product Code	Description	Weight Kg
800800	900 mm HARD	0.52
800801	1200 mm HARD	0.70
800802	1500 mm HARD	0.82
800800S	900 mm SOFT	0.52
800801S	1200 mm SOFT	0.70
800802S	1500 mm SOFT	0.82



Adaptor Kit for Broom

Product Code	Description	Weight Kg
200444	900 mm	1.00
200445	1200 mm	1.00
200446	1500 mm	1.00



Adaptor base with Broom

Product Code	Description	Weight Kg
300500	900 mm	1.52
300501	1200 mm	1.70
300502	1500 mm	1.82



HAND TROWELS

- Tempered aluminium alloy shank
- High carbon steel blade
- Rivets mounted through aluminium shank and blade
- Soft grip handle
- Other sizes available upon request

Product Code	Description	Weight Kg
HTS414	4"x14" Square riveted Hand trowel	0.46
HTS416	4"x16" Square riveted Hand trowel	0.55
HTR416	4"x16" Round front pool riveted Hand trowel	0.55
HTSMH16	3.1/8"x16" Square Magnesium Hand Float	0.58
HTFR424	4"x24" Fully Rounded Pool Trowel	0.65
HTS512	5"x12" Square Riveted Hand Trowel	0.50
HTFR416	4"x16" Fully Rounded Pool Trowel	0.46



Various Accessories

Product Code	Description	Weight Kg
KDP750	Hook for lifting steel mesh	0.90 kg



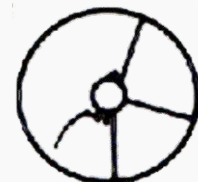
KDP751	Hook for hose line pump	2.50 kg
--------	-------------------------	---------



KDP752	Pliers for hose line pump	5.00 kg
--------	---------------------------	---------



KDP753	Steel wheel support for hose line pump	7.00 kg
--------	--	---------



KDP754	Chain for hose line joint	1.50 kg
--------	---------------------------	---------

